



## CHAMP MIG 600

The world class Inverter based MIG Welder



### INTRODUCTION

CHAMP MIG 600 is an IGBT inverter based welding power source, suitable for GMAW applications. The IGBT Power module, high frequency transformer and fast recovery diode are used as key device for power conversion and transmission to assure better efficiency and performance.

The complete system consists of power source, wire feeder, water cooled or gas cooled torch, water cooling unit (for water cooled systems) and interconnecting cables.

### DETAILS OF COMPLETE SYSTEM

Sr. No.	Description	CHAMP MIG 600 A	CHAMP MIG 600 E
1	Power Source	ICVR 600	ICVR 600
2	Wire feeder	FEEDLITE 40 (NEH-RC)	FEEDLITE 40 (NEH-RC)
3	Torch	ADOR-MTG 600 E.	ADOR TW 502 (E)

### SALIENT FEATURES

- Inverter based digitally controlled GMAW outfit
- Auto "Weld Stop" when welding torch is taken away from weld job
- Digital Panel for adjusting the welding
- 25% more Energy efficient than conventional machines.
- Maximum Power factor is 0.95
- Excellent dynamic response enables superior arc characteristics. 2T, 4T operating modes
- Dynamic Inductance adjustment for better arc control
- Crater voltage and Crater current adjustment through digital panel. Unique feature of Pinch off pulse to avoid globule formation.
- Automatic "Weld Stop" facility.
- Normal/ Creep feeding selection available on front panel.

### PROTECTION

The equipment is provided with following protections.

- Under Voltage and Over Voltage:** If supply voltage goes lower or higher than set limit, error message is displayed on Display
- Over Temperature:** If the temperature of the main power elements is more than safety limits, error message is displayed
- Single Phasing Protection:** If any one of the three phases (R, Y, and B) is absent, welding will stop. Welding current would not be available in this condition)











## CHAMPMIG 600



The world class Inverter based MIG Welder

### SPECIFICATIONS

Technical Specifications	Unit	ICVR 600
<b>Input</b>		
Input Supply :		
Voltage 	Volt	415, +15%, -10%
Phase	No	3 Ø
Frequency	Hz	50/ 60
Max Input KVA 		
@ 100% duty cycle	KVA	21.5
@ No Load	KVA	0.31
<b>Output</b>		
Open Circuit Voltage 	Volts +/-5%	65
Welding Current Range 	Amp	65-600
Welding Current (40°C 10 minutes cycle)		
@ 60% duty cycle 	Amp	600
@ 100% duty cycle	Amp	465
Welding Voltage Range	Volt	16-45
Crater Current Range	Amp	65-600
Crater Voltage Range	Volt	16-45
Mode of operation		2 track, 4 track, Gas check, OCV check facility
Remote Control		For setting voltage & current
Power Factor		Max 0.94
Efficiency	%	89% @ 100% duty cycle
<b>General</b>		
Compatibility to International standard		As per Std. EN60974-1
Wire feed speed	m/min	1.5-18
Suitable Welding Wire Diameter	mm	Aluminum 1.2 – 1.6 Steel 0.8,1.0,1.2 & 1.6
Ingress Protection	Class	IP23
Cooling 	Type	Forced Air
Dimensions (Approx.) 		
Length	mm	670
Width	mm	450
Height	mm	620
Weight 	Kg	56
Audio Noise Emission	dB	70

Cont.



## CHAMPMIG 600



The world class Inverter based MIG Welder

Technical Specifications	Unit	Feedlite 40 (NEHR)C
Suitable for wire Ø	mm	0.8,1,1.2,1.6 mm
Wirefeed speed	mtr/min	1.5 to 18 mtr/min
Wire roll drive	-	Four
Wire drive motor	Type	Permanent Magnet DC
Wire feeder Motor voltage	V	42
Wire feeder fitted with rollers	-	1.2/1.6 for sold wire 2 no
Suitable for Wire Spool capacity	Kg	15
Dimensions		
Length	mm	563
Width	mm	230
Height	mm	410
Weight (without spool)	Kg	16 (Approx)

- **Warranty** : One year from the date of commissioning. ADOR WELDING LIMITED warrants that all new equipment sold from Plant/Area Offices / Authorised Distributors are free from defects in materials and workmanship and will perform in full accordance with applicable specifications.
- In view of continuous development, ADOR WELDING LIMITED reserves the right to modify/change the design and /or the specifications without any prior notice.
- Backed by dedicated customer care package.

