

CHAMP MULTI 2 x 400 (SSPW) CHAMP MULTI 4 x 400 (SSPW)

Multi Operator welding payload with
inverter based Multi-process welding outfit



CHAMP MULTI 2 x 400 (SSPW)



CHAMP MULTI 4 x 400 (SSPW)

- Inverter based digitally controlled multi operator welding payload of Self shielded FCAW and MMA welding outfit
- High efficiency and high power factor – resulting energy savings upto 30%
- Suitable to operate with Diesel Generator set at cross country pipeline application and other project sites
- Enhanced Reliability due to SMD technology



WELDERS TO THE NATION
ADOR WELDING LIMITED

(Formerly known as Advani Oerlikon Ltd.)
www.adorwelding.com



CHAMP MULTI 2 x 400 (SSPW) CHAMP MULTI 4 x 400 (SSPW)

Multi Operator welding payload with inverter based Multi-process welding outfit

INTRODUCTION

CHAMP MULTI 2 X 400(SSPW) and CHAMP MULTI 4 X 400 (SSPW) are IGBT inverter based welding power suitable for self shielded FCAW and MMA welding applications. The IGBT Power module, ferrite core and fast recovery diode are used as key device for power conversion and transmission to assure better efficiency and performance. It is most suitable for manual and semi automatic self shielded flux cored arc welding for Pipe welding application.

The complete system consists of 2 or 4 sets of power source, wire feeder, torch and interconnecting cables. By selecting the MMA or FCAW mode through Digital panel, SMAW or semi automatic self shielded FCAW process can be selected.

DETAILS OF COMPLETE SYSTEM

Sr. No.	Description	MODELS	CHAMP MULTI 2 X 400 (SSPW)	CHAMP MULTI 4 X 400 (SSPW)
01	Power Source	ICCCVR 400 (SSPW)	2 Nos	4 Nos
02	Wire feeder	WF MULTI 40 (I) : 4 Roll, Suitable for Self Shielded FCAW 2 mm wire	2 Nos	4 Nos
03	Torch	SUPER SSPW-350: Self Shielded FCAW Torch (Lincoln End Connection), 350A	2 Nos	4 Nos

SALIENT FEATURES

- Digital Panel for adjusting the welding parameters and selection of Process either SMAW, or Semi automatic self shielded FCAW.
- 30% more Energy efficient than conventional machines.
- Maximum Power factor is 0.92
- Excellent dynamic response enables superior arc characteristics.
- 2T, 4T operating modes
- Electronic choke adjustment and Arcforce adjustment for better arc control
- Crater voltage and Crater current adjustment through digital panel.
- Automatic "Weld Stop" facility.

PROTECTIONS

The equipment is provided with following protections.

- Under Voltage and Over Voltage:** If supply voltage goes lower or higher than set limit, RED coloured TRIP LED will glow on front panel.
- Over Temperature:** If the temperature of the main power elements is more than safety limits, RED coloured TRIP LED will glow on front panel.
- Single Phasing Protection:** If any one of the three phases (R, Y, and B) is absent, welding will stop. Welding current would not be available in this condition and RED coloured TRIP LED will glow.



WELDERS TO THE NATION
ADOR WELDING LIMITED

(Formerly known as Advani Oerlikon Ltd.)
www.adorwelding.com














CHAMP MULTI 2 x 400 (SSPW)



CHAMP MULTI 4 x 400 (SSPW)

CHAMP MULTI 2 x 400 (SSPW) CHAMP MULTI 4 x 400 (SSPW)

POWER SOURCE SPECIFICATIONS

TECHNICAL SPECIFICATIONS	UNIT	2 X ICCCVR 400 (SSPW)	4 X ICCCVR 400 (SSPW)
INPUT			
Input Supply: 	Volt	415 V +10 %, -10 %	
Voltage	No	3 Ø	
Phase	Hz	50 / 60	
Frequency	KVA	13 x 2 (FCAW/MIG Mode)	13 x 4 (FCAW/MIG Mode)
Max. Input @ 100% duty cycle 	KVA	14 x 2 (MMA Mode)	14 x 4 (MMA Mode)
@ 60% Duty cycle 	KVA	18 x 2 (FCAW/MIG Mode)	18 x 4 (FCAW/MIG Mode)
		20 x 2 (MMA Mode)	20 x 4 (MMA Mode)
OUTPUT (Per Power source)			
Open Circuit Voltage 	Volts+/-5%	62V for FCAW (MIG) Mode 75V for MMA Mode	
Welding Current Range	Amp	40-400 FCAW (MIG) Mode 50-400 for MMA Mode	
@ 60% duty cycle 	Amp	400	
@ 100% duty cycle	Amp	310	
Welding Voltage Range	Volt	14-41 For FCAW / MIG Mode	
Crater Current Range	Amp	40-400 For Semi Auto FCAW/MIG Mode	
Crater Voltage Range	Volt	14-41 For Semi Auto FCAW/MIG Mode	
Mode of operation		2 track, 4 track, OCV check facility	
Remote Control		With Digital display for setting voltage & current	
Power Factor	Cos (Ø)	Max 0.9	
Efficiency	%	>82	
GENERAL			
Compatibility to International standard		As per Std. EN60974-10 (EMI-EMC standard for Welding Equipment)	
Wire feed speed	m/min	1 -6 in case with WF MULTI 40 (I) wirefeeder	
Suitable welding wire dia	mm	2.0 , 2.4 for Self shielded Flux core wire	
Ingress Protection	Class	IP23	
Cooling 	Type	Forced Air	
Mounting		Skid	
Dimensions (approx.)			
Length 	mm	900	900
Width	mm	900	900
Height 	mm	1060	1820
Weight 	Kg	164 Kgs.	324 Kgs.
Audio Noise Emission	dB	70	
SPECIFICATION	MODEL		
Power source	ICCCVR (SSPW)		SMAW/MIG/FCAW application



CHAMP MULTI 2 X 400 (SSPW) CHAMP MULTI 4 X 400 (SSPW)

Multi Operator welding payload with inverter based Multi-process welding outfit

WIRE FEEDER SPECIFICATIONS :

TECHNICAL SPECIFICATIONS	UNIT	WF-40 MULTI (I)
Suitable for wire sizes	mm	2.0 Flux cored wire
Wirefeed speed	mtr/min	15 to 50 rpm / 1.0 to 6.0
Wire roll drive	Nos	Four
Wire drive motor	Type	Permanent Magnet DC type.
Wire feeder Motor voltage	Volts	42
Wire feeder fitted with rollers	Type	2 mm knurled type 2 nos.
Suitable for Wire Spool capacity	Kgs	15
Dimensions :		
Length	mm	520
Width	mm	240
Height	mm	360
Weight (without spool)	Kgs	20 (approx.)

TORCH SPECIFICATIONS :

TECHNICAL SPECIFICATIONS	UNIT	SUPER SSPW-350
Rating	A	350A @ 60% Duty cycle
End Connection to Torch	Type	Lincoln End Connection
Suitable for Wire Ø	mm	1.0 to 2.4 mm Self Shielded Flux cored wires
Torch Length	meter	3

ORDERING INFORMATION :

PRODUCT	MODEL	PRODUCT CODE
WELDING PAYLOAD WITH 2 OPERATOR	CHAMP MULTI 2 x 400 (SSPW)	F10.37.401.0068
WELDING PAYLOAD WITH 4 OPERATOR	CHAMP MULTI 4 x 400 (SSPW)	F10.37.401.0069
WELDING OUTFIT	CHAMP MULTI 400 (SSPW)	F10.37.401.0044
Power Source	ICCCVR 400 (SSPW)	F10.34.401.0047
Wire eeder	WF-40 MULTI (I)	015.01.001.0808
Torch	SUPER SSPW 350	015.01.002.1007

Warranty: One year from the date of purchase. ADOR WELDING LIMITED warrants that all new equipment sold from Plant/Area Offices / Authorised Distributors are free from defects in materials and workmanship and will perform in full accordance with applicable specifications.

In view of continuous development, ADOR WELDING LIMITED reserves the right to modify/change the design and /or the specifications without any prior notice.
Backed by dedicated customer care package.



WELDERS TO THE NATION
ADOR WELDING LIMITED

(Formerly known as Advani Oerlikon Ltd.)
www.adorwelding.com



Corporate Marketing Office: 5/A, Corpora, L. B. S. Marg, Bhandup (West), Mumbai - 400 078. INDIA
Tel: +91 22 6623 9300/35. Fax: +91 22 2596 6562/6062 Email: cmo@adorians.com